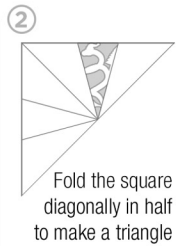
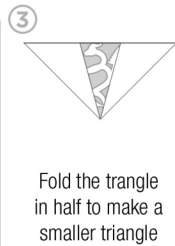


Cut out the square



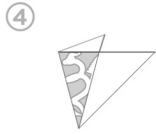

Fold the square diagonally in half to make a triangle



Fold the triangle in half to make a smaller triangle

# SNAKE SNOWFLAKE

© SNAKEBUDDIES.NET



Fold the left section of the triangle toward the back



Fold the right section of the triangle toward the back



Cut away the gray sections



Carefully unfold the paper to reveal the snowflake

